



CLASSEMENT
1ere Manche Qualificative (1030 m²tres)







Page Procédente

Cl ^t N ^o	Pilote	V ^é hicul e	Points	Tours	Temps	P ^o nas	Ecart 1er	Tour 1	Tour 2	Tour 3	etc ...
1 185	OLIVIER David	RENAULT Logan	1	4	2'36,990 s		---	43,212	39,970	36,814	36,994
2 111	LE NOAC H Dominique	CITROEN Saxo S1600	2	4	2'37,022 s		+00,032s	43,343	36,535	36,652	40,492
3 108	ANNE Alexandre	CITROEN C2	3	4	2'37,891 s		+00,901s	42,532	37,312	40,681	37,366
4 119	MARTIN Micka ¹	CITROEN Saxo KitCar	4	4	2'38,122 s		+01,132s	44,550	40,168	36,648	36,756
5 104	GUILLEMETTE Eric	RENAULT Clio S 1600	5	4	2'38,931 s		+01,941s	48,245	36,940	36,838	36,908
6 123	CHARTRAIN Laurent	CITROEN Saxo	6	4	2'39,350 s		+02,360s	43,448	40,598	37,066	38,238
7 103	SANGNIER Adeline	CITROEN Saxo Super 1600	7	4	2'41,392 s		+04,402s	47,936	37,846	37,414	38,196
8 152	LAUNAY Dorian	PEUGEOT 206 S1600	8	4	2'41,532 s		+04,542s	44,322	41,658	37,486	38,066
9 161	ROUSSE Denis	RENAULT Clio 3	9	4	2'43,820 s		+06,830s	49,045	38,153	38,424	38,198
10 120	GOURIOU Nicolas	CITROEN C2	10	4	2'44,307 s		+07,317s	49,656	37,992	38,567	38,092
11 118	LEMONNIER Anne-Sophie	CITROEN Saxo KitCar	11	4	2'45,160 s		+08,170s	44,477	38,754	39,068	42,861
12 160	SANGNIER Romain	CITROEN Saxo	12	4	2'48,580 s		+11,590s	50,360	40,256	38,964	39,000

13	174	MOLAC Jérôme	PEUGEOT 106 Maxi	13	4	2'49,988 s	+12,998s	51,446	39,820	38,982	39,740
14	178	MENIER Celine	CITROEN C2	14	4	2'50,212 s	+13,222s	47,346	40,010	39,586	43,270
15	151	MARTIN Emmanuel	CITROEN Saxo VTS	15	4	2'52,267 s	+15,277s	53,164	39,506	39,266	40,331
16	117	PEU Marie-Laure	CITROEN C2 R2	16	4	2'52,927 s	+15,937s	51,478	38,990	43,366	39,093
17	116	MOREL Didier	PEUGEOT 206 XS	17	4	2'53,147 s	+16,157s	48,613	43,991	40,438	40,105
18	149	JAN Anthony	RENAULT Clio RS	18	4	2'55,894 s	+18,904s	48,704	45,238	40,716	41,236
19	175	LECOURBE Jean-Pierre	CITROEN Saxo F2000	19	4	2'56,849 s	+19,859s	55,468	40,420	40,515	40,446
20	127	ROUILLARD Guillaume	CITROEN Saxo Kit Car	21	3	2'07,329 s	1Tour(s)	45,337	38,680	43,312	
21	130	PAIN Gregory	CITROEN C2 R2	22	2	1'25,632 s	2Tour(s)	47,719	37,913		

Cl	N	Pilote	Véhicule	Points	Tours	Temps	Penas	Ecart 1er	Tour 1	Tour 2	Tour 3	etc ...
1	304	SAUNOIS Christophe	TOYOTA Corolla	1	4	2'27,704 s		---	39,286	34,738	35,247	38,433
2	305	WILT Christophe	FORD Fiesta MK7	2	4	2'29,724 s		+02,020s	44,196	35,629	34,744	35,155
3	313	COUILLET Yannick	OPEL Tigra V6 NISSAN	3	4	2'31,463 s		+03,759s	44,972	35,427	35,223	35,841
4	307	GUILLERME Patrick	PEUGEOT 307 V6	4	4	2'31,640 s		+03,936s	40,908	36,010	35,675	39,047
5	306	DELAUNAY Franck	RENAULT Mégane II	5	4	2'31,832 s		+04,128s	40,161	35,854	36,437	39,380
6	302	DREAN Stéphane	RENAULT Clio 3	6	4	2'32,177		+04,473s	40,937	40,166	35,377	35,697

S

7	327	MOREL Benoit	RENAULT Clio 2	7	4	2'32,288 S	+04,584s	41,301	35,765	35,739	39,483
8	353	JACQUINET Kevin	NISSAN Micra	8	4	2'32,456 S	+04,752s	41,360	39,380	35,644	36,072
9	349	TOLAZZI Lo  C	B.M.W. 130 I	9	4	2'32,892 S	+05,188s	40,818	35,860	36,120	40,094
10	303	NAVAIL Henri	RENAULT Clio T3F	10	4	2'33,139 S	+05,435s	45,795	35,466	35,859	36,019
11	329	TREVIAN Mathieu	CITROEN Saxo	11	4	2'33,204 S	+05,500s	44,367	36,091	36,290	36,456
12	373	MARTINS Joaquim	RENAULT Clio III	12	4	2'33,917 S	+06,213s	41,157	36,421	39,459	36,880
13	378	JACQUINET Laurent	FORD Fiesta	13	4	2'34,022 S	+06,318s	40,942	36,300	36,564	40,216
14	342	PELHATRE Franck	RENAULT M  gane 2	14	4	2'35,654 S	+07,950s	42,447	36,589	36,830	39,788
15	319	BRIFFAUD Patrick	RENAULT M  gane III V6	15	4	2'36,026 S	+08,322s	42,585	36,956	39,979	36,506
16	337	BODIN Thierry	RENAULT M  gane 1	16	4	2'36,730 S	+09,026s	41,835	36,700	41,106	37,089
17	351	CAMERINO Laura	RENAULT M  gane	17	4	2'37,150 S	+09,446s	42,945	39,961	37,552	36,692
18	344	AVRIL Patrice	TOYOTA Auris	18	4	2'39,384 S	+11,680s	43,612	37,400	37,188	41,184
19	335	NAVAIL Philippe	RENAULT Clio	19	4	2'39,826 S	+12,122s	47,476	36,920	37,877	37,553
20	355	GREGORIO Leonardo	PEUGEOT 206	20	4	2'40,990 S	+13,286s	48,021	37,239	38,091	37,639
21	320	BLANC Alain	B.M.W. Z3	21	4	2'42,278 S	+14,574s	49,550	37,455	37,471	37,802
22	399	LACHAT Jean-	RENAULT M  gane 2 V6	22	4	2'55,379	+27,675s	45,203	53,522	38,139	38,515

Luc

S

23	301	MORIZE Marc	PEUGEOT 207	26	1	0'41,787 S	3Tour(s)	41,787
----	------------	-------------	-------------	-----------	---	---------------	----------	--------

24	317	BONNART Thierry	RENAULT Clio III	26	1	0'45,390 S	3Tour(s)	45,390
----	------------	--------------------	---------------------	-----------	---	---------------	----------	--------

Cl	N	Pilote	Véhicule	Points	Tours	Temps	Pénas	Ecart 1er	Tour 1	Tour 2	Tour 3	etc ...
1	403	VINCENT David	RENAULT Clio II Max	1	4	2'36,910 S	---		42,721	36,864	40,464	36,861
2	401	JAGU Yvonnick	AUDI A3 F2000	2	4	2'37,954 S	+01,044s		43,354	36,950	36,998	40,652
3	411	LERAY Vincent	PEUGEOT 306	3	4	2'39,297 S	+02,387s		43,831	40,986	37,132	37,348
4	406	LE CORRE Gauthier	CITROEN Xsara	4	4	2'40,920 S	+04,010s		43,980	37,470	37,510	41,960
5	404	ANNE Emmanuel	RENAULT Clio RS Maxi	5	4	2'41,749 S	+04,839s		44,204	42,379	37,384	37,782
6	463	POIRIER Jean- Louis	HONDA Civic Type R	6	4	2'42,250 S	+05,340s		45,040	37,600	41,340	38,270
7	409	BEDOUET Ivan	PEUGEOT 306 Maxi	7	4	2'43,083 S	+06,173s		49,974	38,152	37,833	37,124
8	481	JAMEAS Sébastien	PEUGEOT 206 GT	8	4	2'43,723 S	+06,813s		44,423	38,136	38,233	42,931
9	477	LEFRANCOIS Steven	PEUGEOT 206 RC F2000	9	4	2'44,232 S	+07,322s		45,174	38,368	42,541	38,149
10	428	HAMEAU Stéphane	PEUGEOT 306 Maxi	10	4	2'44,322 S	+07,412s		45,122	37,629	37,160	44,411
11	415	DUREL Jean-Luc	RENAULT Clio RS	11	4	2'45,489 S	+08,579s		50,837	38,175	38,036	38,441
12	407	MASSET Antoni	RENAULT Clio RS	12	4	2'46,146 S	+09,236s		44,901	38,577	43,545	39,123

13	423	BOTHOREL Nicolas	CITROEN Xsara 16v	13	4	2'46,402 s	+09,492s	50,238	38,523	38,463	39,178
14	488	TIREL Yoann	PEUGEOT 306 16S	14	4	2'47,243 s	+10,333s	46,804	42,854	38,821	38,764
15	425	BARBIER Christophe	PEUGEOT 206 S16	15	4	2'47,470 s	+10,560s	46,820	43,070	39,310	38,270
16	480	COUTURIER Fabrice	PEUGEOT 306 S 16	16	4	2'50,003 s	+13,093s	51,155	40,039	39,268	39,541
17	444	DURAND Patrice	SEAT Ibiza Maxi	17	4	2'50,288 s	+13,378s	47,510	39,865	43,838	39,075
18	422	RAGOT Gilles	PEUGEOT 206 F2000	18	4	2'50,865 s	+13,955s	53,406	39,430	39,072	38,957
19	460	DELMOTE Laurent	PEUGEOT 206 S16	19	4	2'52,300 s	+15,390s	51,470	43,370	38,540	38,920
20	437	CHAMPAIN Stéphane	CITROEN Saxo 16v	20	4	2'54,783 s	+17,873s	53,956	40,523	40,045	40,259
21	469	LIAUZU Christian	CITROEN C2	21	4	2'59,994 s	+23,084s	55,646	42,318	40,950	41,080
22	446	TERPEREAU Jimmy	CITROEN Saxo	25	1	0'53,490 s	◆ 3Tour(s)	53,490			

Cl't N◆	Pilote	V◆hic ule	Points	Tours	Temps	P◆n as	Ecart 1er	Tour 1	Tour 2	Tour 3	etc ...
1	279	BRIFFAUD Xavier	DACIA Logan	1	4	2'59,316 s	---	48,882	45,018	42,588	42,828
2	256	EVENO Maximilien	DACIA Logan	2	4	2'59,950 s	+00,634s	52,446	42,454	42,058	42,992
3	298	CAZALAS Adrien	DACIA Logan	3	4	2'59,970 s	+00,654s	49,279	42,778	42,663	45,250
4	299	GROSSET-JANIN Fabien	DACIA Logan	4	4	3'02,946 s	+03,630s	53,979	43,378	42,941	42,648
5	227	DROUET Fabien	DACIA Logan	5	4	3'03,242	+03,926s	54,416	42,962	42,980	42,884

S											
6	233	DUPONT Clément	DACIA Logan	6	4	3'03,976 s	+04,660s	51,358	42,882	46,838	42,898
7	285	OLIVIER Stéphane	DACIA Logan	7	4	3'05,654 s	+06,338s	52,210	43,245	47,143	43,056
8	294	RESELLINI Guillaume	DACIA Logan	8	4	3'06,150 s	+06,834s	51,356	43,962	44,174	46,658
9	232	LEGOFF Philippe	DACIA Logan	9	4	3'06,834 s	+07,518s	52,314	47,322	43,654	43,544
10	228	MOUTON Pierre	DACIA Logan	10	4	3'07,652 s	+08,336s	53,078	46,550	43,788	44,236
11	287	SALVIAT Aude	DACIA Logan	11	4	3'10,567 s	+11,251s	55,859	44,781	44,677	45,250
12	235	JAN Gaetan	DACIA Logan	12	4	3'11,252 s	+11,936s	57,180	44,234	44,128	45,710
13	236	LECOMTE Yves	DACIA Logan	13	4	3'11,949 s	+12,633s	55,334	44,609	47,649	44,357
14	250	DATIN Mickaël	DACIA Logan	14	4	3'22,650 s	+23,334s	01:01,616	47,212	47,008	46,814